

INDIKATOR PELAYANAN RAWAT INAP BULAN SEPTEMBER 2022

A. Indikator Pelayanan Rawat Inap

1. Rekapitulasi Rumah Sakit Bulan SEPTEMBER 2022

Tabel 1.1 Rekapitulasi Indikator RS Berdasarkan Kelas Perawatan SEPTEMBER 2022

REKAPITULASI RAWAT INAP RSUD Dr. ISKAK TULUNGAGUNG PERIODE SEPTEMBER

NO	KATEGORI	PS	VVIP	VIP	I	II	III	ISO CVD	ISO INTEN	ISO NON CVD	NK	PICU	NICU	RG	HCU	TOTAL
REKAPITULASI RUMAH SAKIT																
E	Pasien Keluar RI	9	220	4	173	378	1193	83	49	5	285	17	19	15	120	2570
a	Pasien Keluar Hidup	8	212	4	171	375	1173	75	10	5	122	10	13	15	113	2306
1	Alasan Keluar Rumah Sakit	8	212	4	171	375	1173	75	10	5	122	10	13	15	113	2306
a	Dijinkan pulang	8	211	4	170	374	1166	74	10	5	120	9	13	15	112	2291
b	A P S	0	1	0	1	1	7	1	0	0	2	0	0	0	1	14
c	Dirujuk	0	0	0	0	0	0	0	0	0	0	1	0	0	0	1
2	Jenis Kelamin	8	212	4	171	375	1173	75	10	5	122	10	13	15	113	2306
a	Laki-laki	4	100	2	84	155	618	36	6	3	69	4	5	9	65	1160
b	Perempuan	4	112	2	87	220	555	39	4	2	53	6	8	6	48	1146
b	Mati	1	8	0	2	3	20	8	39	0	163	7	6	0	7	264
1	Mati <48	0	2	0	2	2	9	2	20	0	75	2	2	0	2	118
a	Laki-laki	0	2	0	2	1	5	0	12	0	43	0	2	0	2	69

	b	Perempuan	0	0	0	0	1	4	2	8	0	32	2	0	0	0	49
2		Mati ≥48	1	6	0	0	1	11	6	19	0	88	5	4	0	5	146
	a	Laki-laki	1	5	0	0	1	4	5	10	0	44	3	3	0	2	78
	b	Perempuan	0	1	0	0	0	7	1	9	0	44	2	1	0	3	68
F		Pasien Pindahan	5	54	2	34	51	171	30	23	3	199	14	8	7	55	656
G		Pasien Dipindahkan	0	60	0	26	34	127	5	91	0	215	27	22	2	15	624
	a	Umum	4	96	2	29	77	113	6	10	0	30	6	4	2	17	396
	b	ASKES	5	119	0	133	261	611	18	23	4	175	8	13	10	83	1463
	c	Jamkesmas	0	0	0	3	13	330	6	7	0	53	3	1	0	16	432
	d	Jamkesda	0	0	0	1	0	83	2	3	1	22	0	1	3	4	120
	f	Jamsostek	0	0	0	0	0	1	0	0	0	0	0	0	0	0	1
	h	Assuransi Lain	0	5	2	7	27	55	51	6	0	5	0	0	0	0	158
I		Lama Dirawat (LOS)	58	893	10	575	1200	3441	453	200	22	1311	87	232	33	612	9127
N		Jumlah Bed	13	31	45	86	46	183	34	9	8	57	6	8	10	16	552
O		Periode (Hari)	30	30	30	30	30	30	30	30	30	30	30	30	30	30	30
P		HP Max	390	930	1350	2580	1380	5490	1020	270	240	1710	180	240	300	480	16560
REKAPITULASI EFISIENSI RUMAH SAKIT																	
A		Bed Occupation Rate (BOR)	13,59%	93,33%	1,56%	22,02%	87,68%	72,35%	39,90%	149,26%	3,75%	94,21%	103,33%	122,08%	7,67%	85,63%	60,60%
B		Lenght Of Stay (LOS)	6,44	4,06	2,50	3,32	3,17	2,88	5,46	4,08	4,40	4,60	5,12	12,21	2,20	5,10	3,55
C		Turn Over Interval (TOI)	37,44	0,28	332,25	11,63	0,45	1,27	7,39	-2,71	46,20	0,35	-0,35	-2,79	18,47	0,58	2,54
D		Bed Turn Over (BTO)	0,69	7,10	0,09	2,01	8,22	6,52	2,44	5,44	0,63	5,00	2,83	2,38	1,50	7,50	4,66
E		Gross Death Rate (GDR)	111,11	36,36	0,00	11,56	7,94	16,76	96,39	795,92	0,00	571,93	411,76	315,79	0,00	58,33	102,72
F		Net Death Rate (NDR)	111,11	27,27	0,00	0,00	2,65	9,22	72,29	387,76	0,00	308,77	294,12	210,53	0,00	41,67	56,81

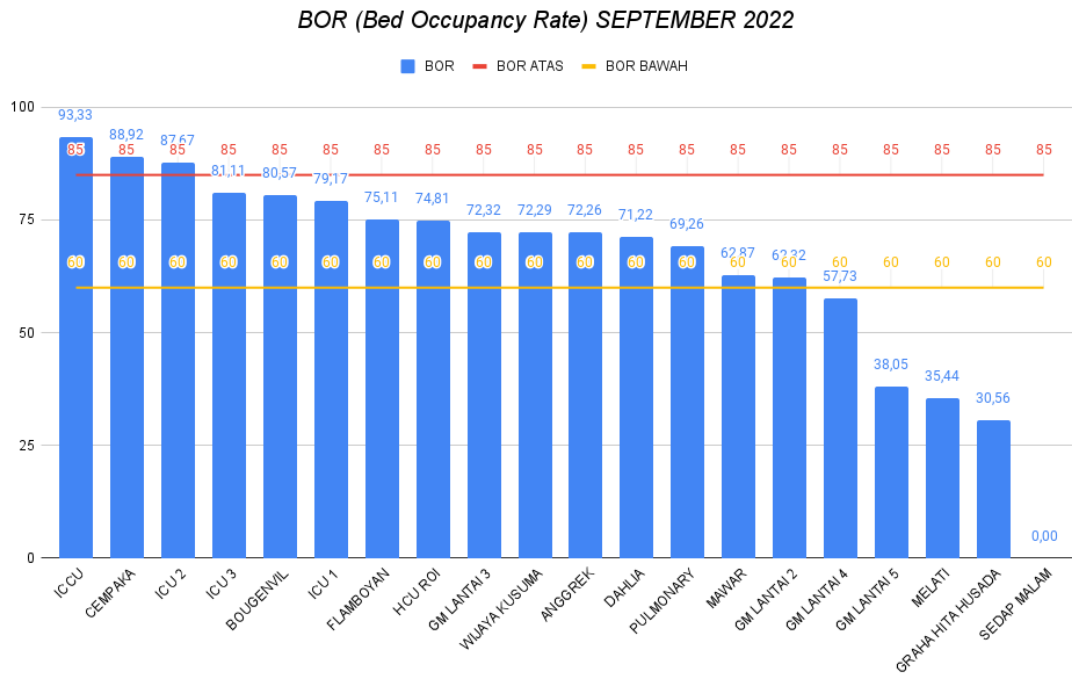
2. Indikator Pelayanan Rawat Inap Berdasarkan Ruangan

Tabel 1.2 Indikator Pelayanan Rumah sakit Berdasarkan Ruangan SEPTEMBER 2022

Nama Ruangan	Jumlah Pasien	Jumlah TT	BOR	LOS	TOI	BTO	GDR	NDR
ANGGREK	195	31	72,26	3,59	1,32	6,29	10,26	0,00
BOUGENVIL	224	29	80,57	3,75	0,75	7,72	44,64	22,32
CEMPAKA	284	40	88,92	3,81	0,47	7,10	102,11	70,42
DAHLIA	133	30	71,22	0,81	1,95	4,43	60,15	45,11
FLAMBOYAN	110	30	75,11	6,11	2,04	3,67	181,82	145,45
GM LANTAI 2	258	46	62,32	3,31	2,02	5,61	3,88	3,88
GM LANTAI 3	259	46	72,32	3,64	1,47	5,63	19,31	3,86
GM LANTAI 4	84	25	57,73	6,00	3,77	3,36	154,76	130,95
GM LANTAI 5	202	29	38,05	1,50	2,67	6,97	0,00	0,00
GRAHA HITA HUSADA	170	71	30,56	3,56	8,70	2,39	17,65	5,88
HCU ROI	27	9	74,81	1,04	2,52	3,00	925,93	259,26
ICCU	32	10	93,33	5,59	0,63	3,20	156,25	62,50
ICU 1	23	8	79,17	5,22	2,17	2,88	739,13	478,26
ICU 2	48	10	87,67	3,60	0,77	4,80	854,17	395,83
ICU 3	46	9	81,11	3,33	1,11	5,11	652,17	260,87
MAWAR	99	29	62,87	6,18	3,28	3,41	60,61	40,40
MELATI	138	30	35,44	2,23	4,21	4,60	21,74	14,49
PULMONARY	66	14	69,26	4,08	1,95	4,71	590,91	348,48
SEDAP MALAM	0	24	0,00	0,00	0,00	0,00	0,00	0,00
WIJAYA KUSUMA	172	32	72,29	3,92	1,55	5,38	40,70	29,07

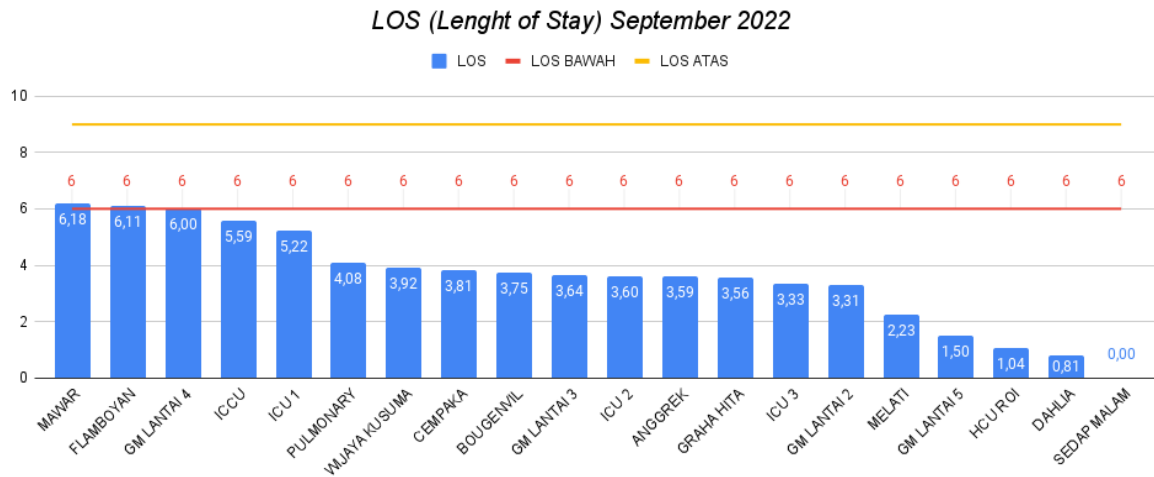
3. BOR (*Bed Occupancy Rate*) SEPTEMBER 2022

Grafik 1.1 BOR (*Bed Occupancy Rate*) SEPTEMBER 2022



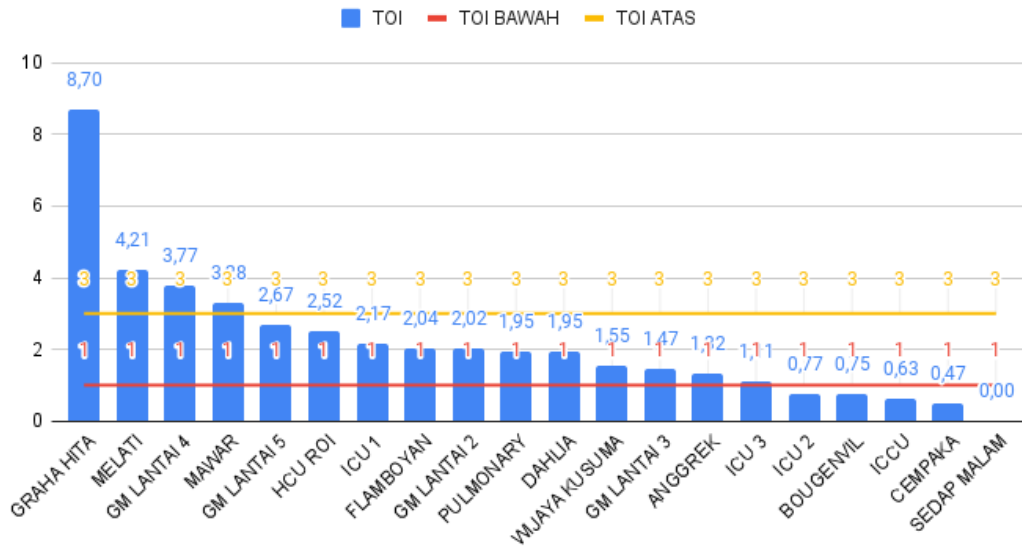
4. AvLOS (*Average Length of Stay*) SEPTEMBER 2022

Grafik 1.2 AvLOS (*Average Length of Stay*) SEPTEMBER 2022



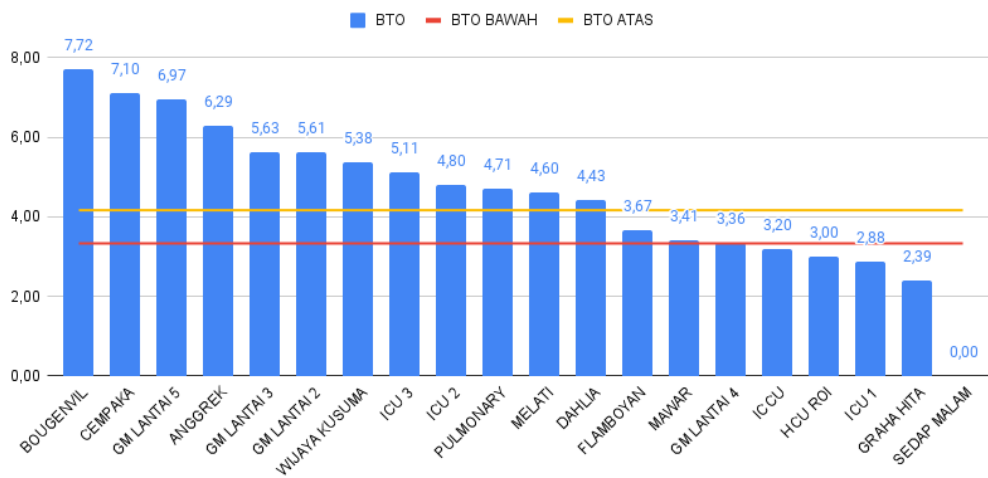
5. TOI (Turn Over Interval) SEPTEMBER 2022

Grafik 1.3 TOI (Turn Over Interval) SEPTEMBER 2022
TOI (Turn Over Interval) September 2022



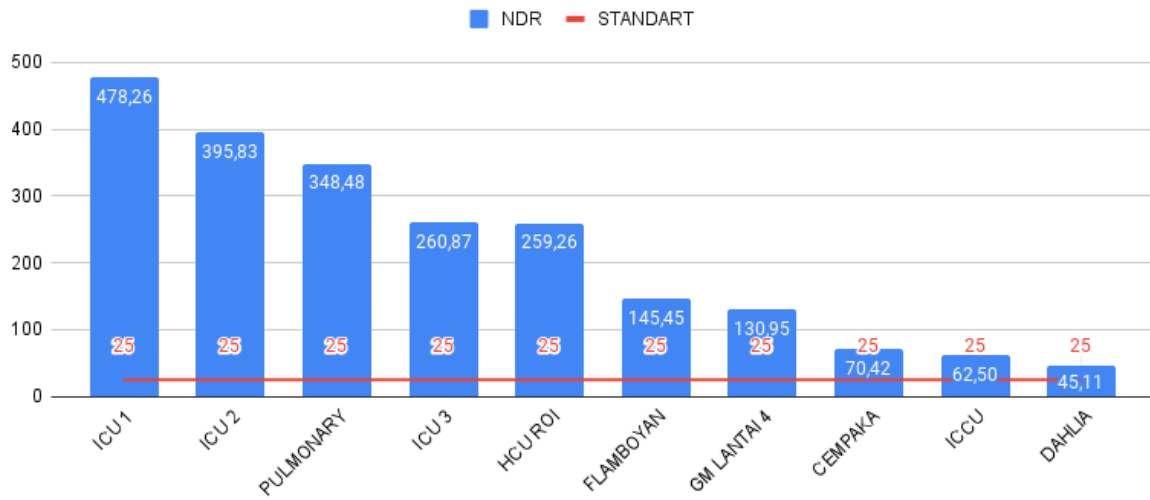
6. BTO (Bed Turn Over) SEPTEMBER 2022

Grafik 1.4 BTO (Bed Turn Over) SEPTEMBER 2022
BTO (Bed Turn Over) September 2022



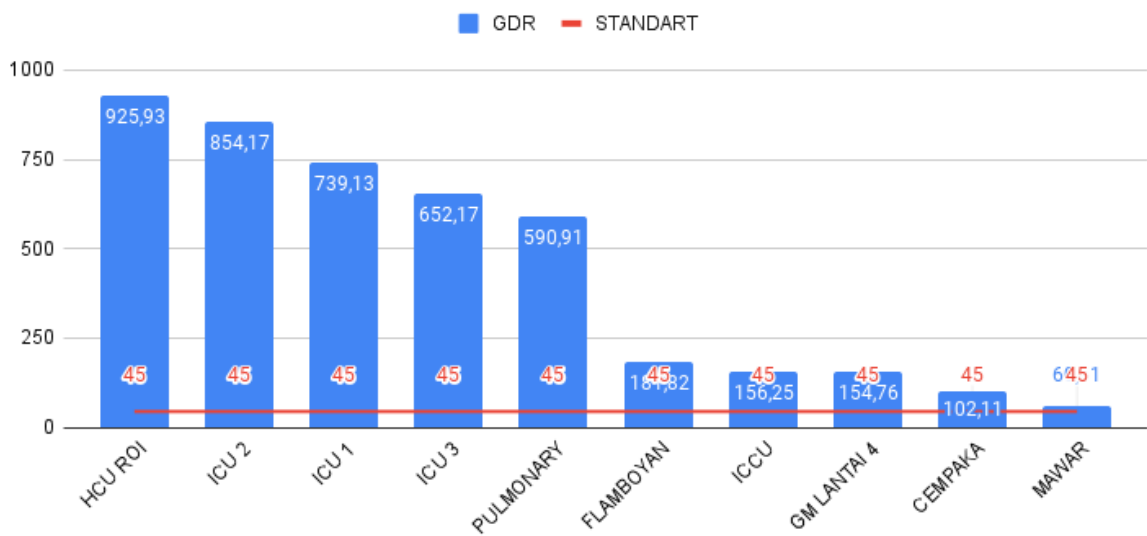
7. NDR (Net Death Rate) SEPTEMBER 2022

Grafik 1.5 NDR (Net Death Rate) SEPTEMBER 2022
NDR (Net Death Rate) September 2022



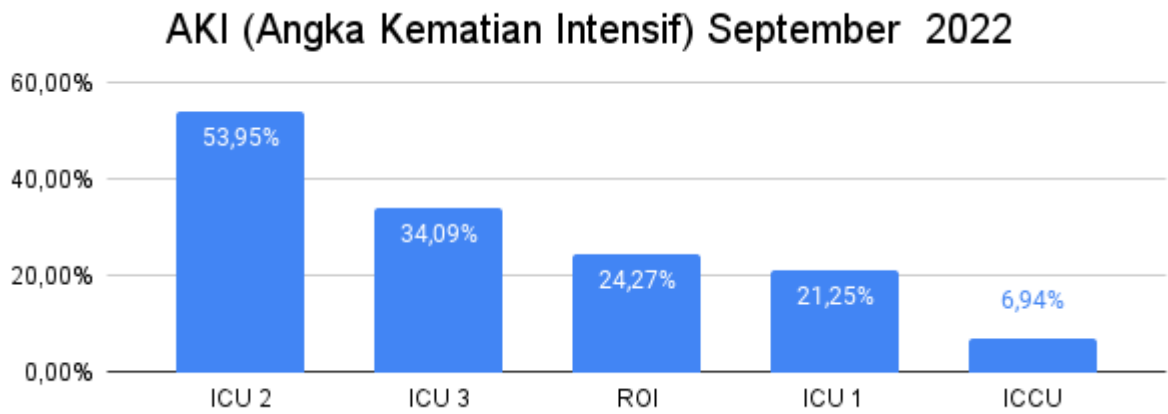
8. GDR (Gross Death Rate) SEPTEMBER 2022

Grafik 1.6 GDR (Gross Death Rate) SEPTEMBER 2022
GDR (Gross Death Rate) September 2022



9. Angka Kematian Intensif

Grafik 1.7 Angka Kematian Intensif SEPTEMBER 2022



10. 10 Besar Angka Penyakit Rawat Inap SEPTEMBER 2022

Tabel 1.3 10 Besar angka Penyakit Rawat Inap SEPTEMBER 2022

No. Urut	KODE ICD 10	Deskripsi	Pasien Keluar Mati Menurut JK LK	Pasien Keluar Mati Menurut JK PR	Pasien Keluar Hidup + Mati	Pasien Keluar Mati
1	I63.3	Cerebral infarction due to thrombosis of cerebral arteries	15	8	120	23
2	J18.9	Pneumonia, unspecified	14	13	98	27
3	U07.1	COVID-19, virus identified (use this code when COVID-19 has been confirmed by laboratory testing irrespective of severity of clinical signs or symptoms)	8	7	70	15
4	P21.1	Mild and moderate birth asphyxia	0	0	64	0
5	N39.0	Urinary tract infection, site not specified	3	3	39	6
6	J18.0	Bronchopneumonia, unspecified	0	1	38	1
7	E11.5	Non-insulin-dependent diabetes mellitus with peripheral circulatory complications	3	4	38	7
8	I50.0	Congestive heart failure	1	0	37	1
9	I12.0	Hypertensive renal disease with renal failure	2	1	34	3
10	D66	Hereditary factor VIII deficiency	0	0	33	0

Grafik 1.8 Grafik 10 Besar Penyakit Rawat Inap SEPTEMBER 2022

