

INDIKATOR PELAYANAN RAWAT INAP BULAN DESEMBER 2022

A. Indikator Pelayanan Rawat Inap

REKAPITULASI RAWAT INAP RSUD Dr. ISKAK TULUNGAGUNG PERIODE DESEMBER

NO	KATEGORI	PS	VVIP	VIP	I	II	III	ISO CVD	ISO INTEN	ISO NON CVD	NK	PICU	NICU	RG	HCU	TOTAL
REKAPITULASI RUMAH SAKIT																
E	Pasien Keluar RI	5	145	84	196	348	1429	93	26	12	217	17	47	7	184	2810
a	Pasien Keluar Hidup	5	144	82	193	345	1395	86	11	8	68	13	37	7	157	2551
1	Alasan Keluar Rumah Sakit	5	144	82	193	345	1395	86	11	8	68	13	37	7	157	2551
a	Dijijinkan pulang	5	143	81	193	343	1387	86	11	8	64	13	37	7	154	2532
b	A P S	0	1	0	0	2	8	0	0	0	4	0	0	0	3	18
c	Dirujuk	0	0	1	0	0	0	0	0	0	0	0	0	0	0	1
2	Jenis Kelamin	5	144	82	193	345	1395	86	11	8	68	13	37	7	157	2551
a	Laki-laki	1	71	32	97	173	862	53	6	5	38	8	25	2	99	1472
b	Perempuan	4	73	50	96	172	533	33	5	3	30	5	12	5	58	1079
b	Mati	0	1	2	3	3	34	7	15	4	149	4	10	0	27	259
1	Mati <48	0	0	0	2	0	13	4	6	2	84	2	7	0	8	128
a	Laki-laki	0	0	0	2	0	9	3	3	2	37	1	4	0	3	64
b	Perempuan	0	0	0	0	0	4	1	3	0	47	1	3	0	5	64

2	Mati ≥48	0	1	2	1	3	21	3	9	2	65	2	3	0	19	131
a	Laki-laki	0	1	2	1	1	13	2	4	2	35	2	2	0	9	74
b	Perempuan	0	0	0	0	2	8	1	5	0	30	0	1	0	10	57
a	Umum	1	52	56	22	55	103	2	2	1	29	1	4	3	15	346
b	ASKES	4	89	25	167	252	725	8	10	6	123	11	32	3	122	1577
c	Jamkesmas	0	0	0	0	11	373	2	1	2	42	3	5	0	23	462
d	Jamkesda	0	0	0	0	6	160	0	0	3	18	1	6	1	23	218
h	Assuransi Lain	0	4	3	7	24	68	81	13	0	5	1	0	0	1	207
I	Lama Dirawat (LOS)	10	448	311	649	1108	4465	432	135	61	1036	100	305	14	873	9947
N	Jumlah Bed	8	36	11	60	26	170	28	10	8	84	6	8	10	26	491
O	Periode (Hari)	31	31	31	31	31	31	31	31	31	31	31	31	31	31	31
REKAPITULASI EFISIENSI RUMAH SAKIT																
A	Bed Occupation Rate (BOR)	4,03%	46,30%	80,35%	34,78%	137,72%	86,41%	39,29%	74,84%	22,98%	62,23%	80,65%	165,73%	4,19%	79,40%	69,81%
B	Lenght Of Stay (LOS)	2,00	3,09	3,70	3,31	3,18	3,12	4,65	5,19	5,08	4,77	5,88	6,49	2,00	4,74	3,54
C	Turn Over Interval (TOI)	47,60	3,80	0,80	6,19	-0,87	0,50	5,67	3,00	15,92	3,88	2,12	-3,47	42,43	0,90	1,59
D	Bed Turn Over (BTO)	0,63	4,03	7,64	3,27	13,38	8,41	3,32	2,60	1,50	2,58	2,83	5,88	0,70	7,08	5,72
E	Gross Death Rate (GDR)	0,00	6,90	23,81	15,31	8,62	23,79	75,27	576,92	333,33	686,64	235,29	212,77	0,00	146,74	92,17
F	Net Death Rate (NDR)	0,00	6,90	23,81	5,10	8,62	14,70	32,26	346,15	166,67	299,54	117,65	63,83	0,00	103,26	46,62

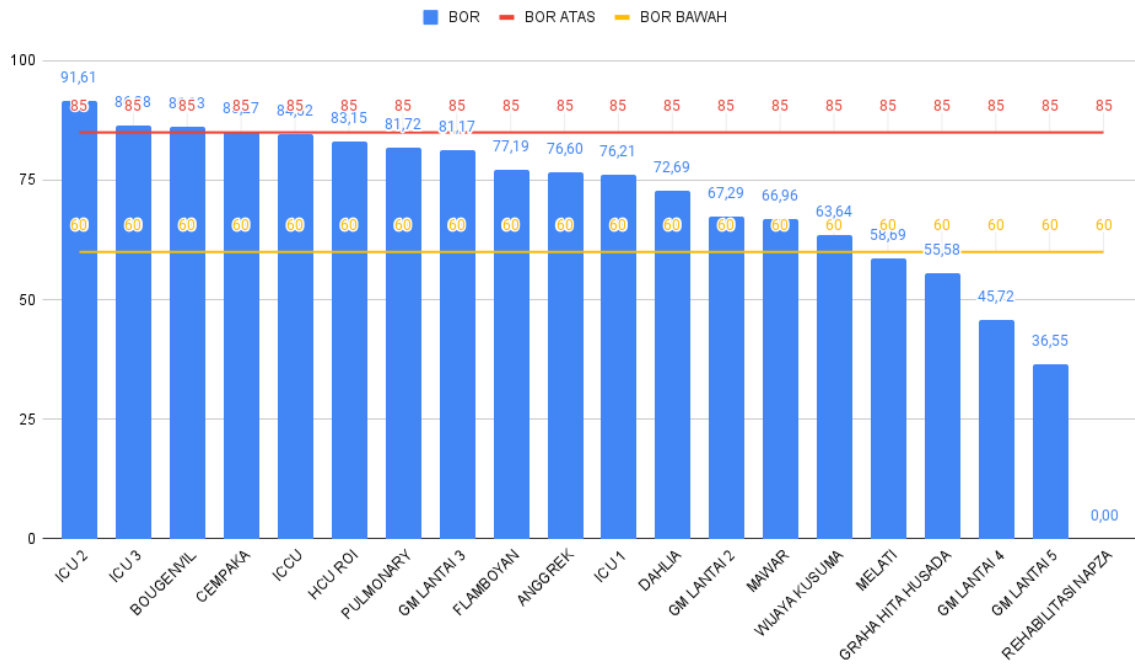
1. Indikator Pelayanan Rawat Inap Berdasarkan Ruangan

Tabel 1.2 Indikator Pelayanan Rumah sakit Berdasarkan Ruangan DESEMBER 2022

Nama Ruangan	Jumlah Pasien	Jumlah TT	BOR	LOS	TOI	BTO	GDR	NDR
ANGGREK	217	32	76,60	3,67	1,12	6,78	13,83	9,22
BOUGENVIL	282	30	86,13	3,70	0,46	9,40	46,10	31,91
CEMPAKA	242	30	85,27	2,11	0,57	8,07	49,59	33,09
DAHLIA	162	30	72,69	4,08	1,57	5,40	92,59	55,56
FLAMBOYAN	133	28	77,19	5,60	1,49	4,75	172,93	112,79
GM LANTAI 2	263	43	67,29	3,37	1,66	6,12	19,01	7,60
GM LANTAI 3	272	43	81,17	3,85	0,92	6,33	18,38	14,71
GM LANTAI 4	76	23	45,72	5,28	5,09	3,30	92,11	52,63
GM LANTAI 5	237	30	36,55	1,38	2,25	7,90	0,00	0,00
GRAHA HITA HUSADA	197	39	55,58	3,63	2,73	5,05	20,30	15,23
HCU ROI	26	9	83,15	5,19	1,81	2,89	576,92	346,15
ICCU	30	10	84,52	3,40	1,60	3,00	566,67	233,37
ICU 1	11	8	76,21	8,00	5,36	1,38	818,18	545,45
ICU 2	55	10	91,61	3,11	0,47	5,50	854,55	218,18
ICU 3	46	9	86,38	3,70	0,83	5,11	782,61	347,83
MAWAR	121	29	66,96	4,84	2,45	4,17	90,91	24,79
MELATI	198	31	58,69	3,02	2,01	6,39	0,00	0,00
PULMONARY	56	12	81,72	5,46	1,21	4,67	589,29	357,14
REHABILITASI NAPZA	0	12	0,00	0,00	0,00	0,00	0,00	0,00
WIJAYA KUSUMA	186	33	63,64	3,40	2,00	5,64	21,51	10,75
	2810	491						

2. BOR (Bed Occupancy Rate) DESEMBER 2022

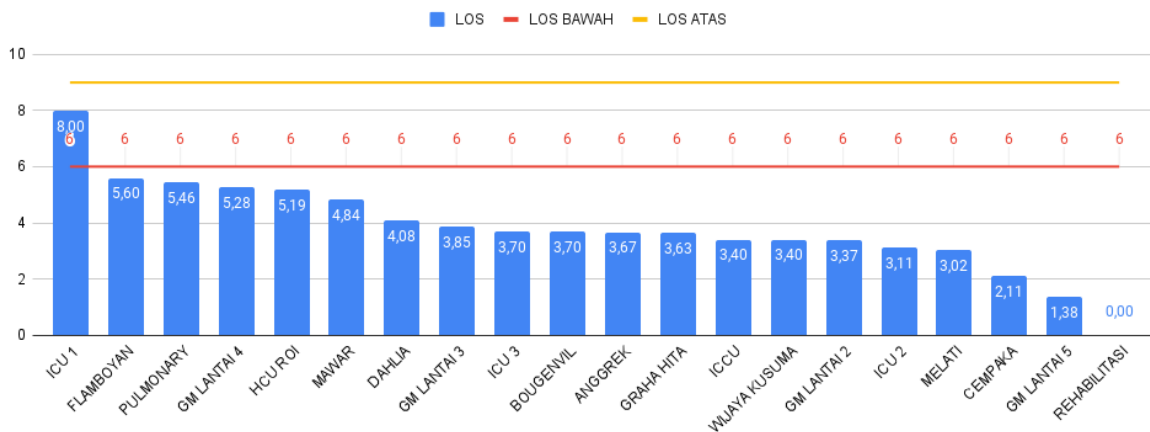
Grafik 1.1 BOR (Bed Occupancy Rate) DESEMBER 2022
BOR (Bed Occupancy Rate) Desember 2022



3. AvLOS (Average Length of Stay) DESEMBER 2022

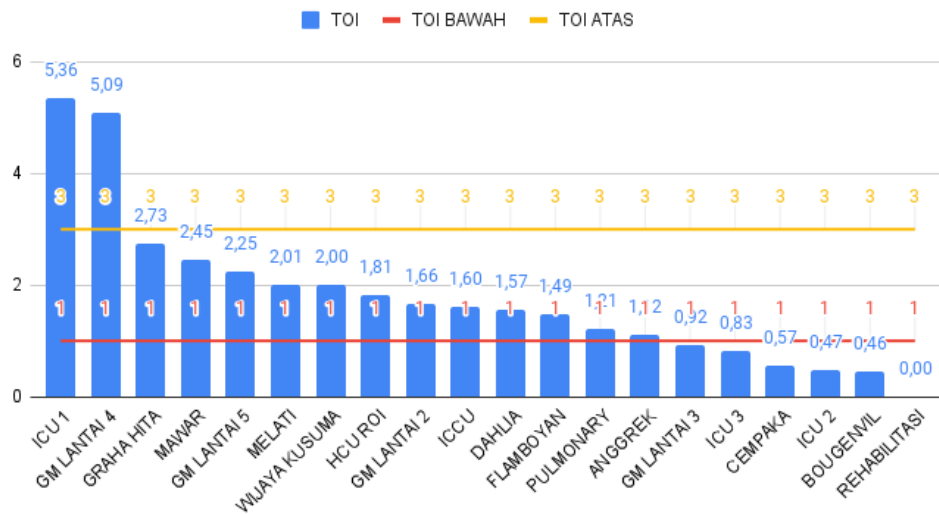
Grafik 1.2 AvLOS (Average Length of Stay) DESEMBER 2022

LOS (Length of Stay) Desember 2022



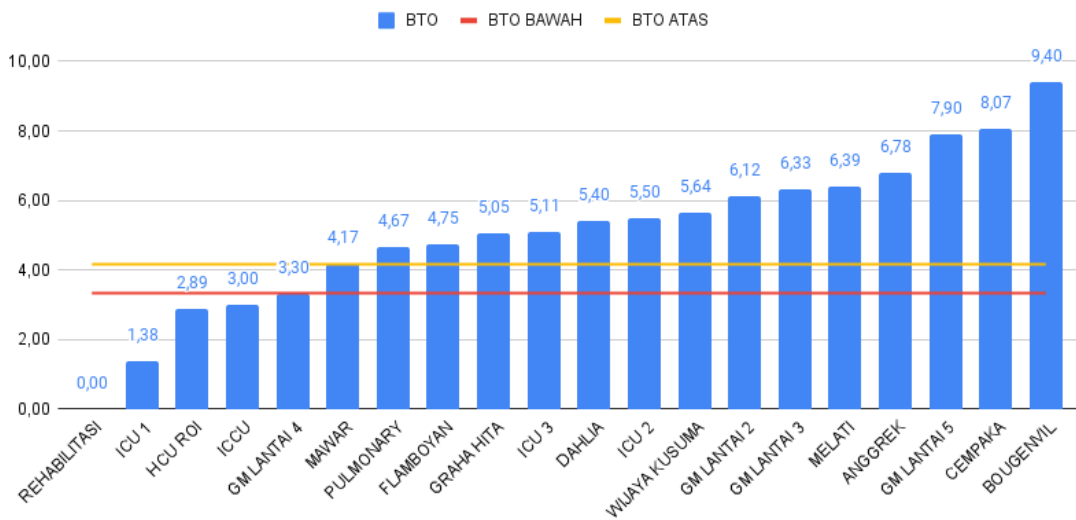
4. TOI (Turn Over Interval) DESEMBER 2022

Grafik 1.3 TOI (Turn Over Interval) DESEMBER 2022
TOI (Turn Over Interval) Desember 2022



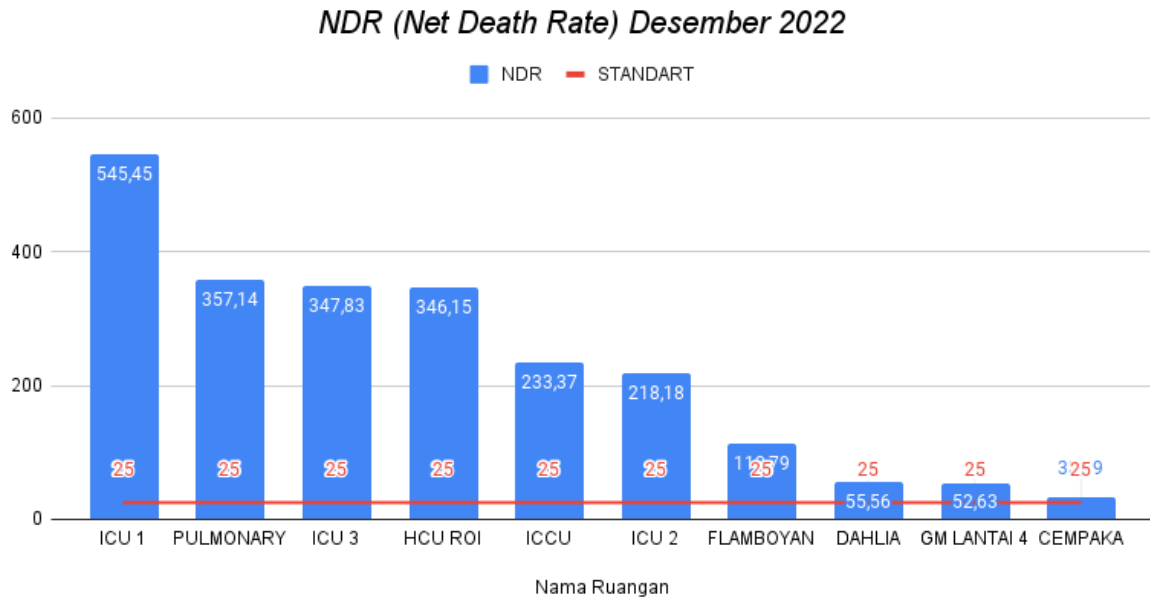
5. BTO (Bed Turn Over) DESEMBER 2022

Grafik 1.4 BTO (Bed Turn Over) DESEMBER 2022
BTO (Bed Turn Over) Desember 2022



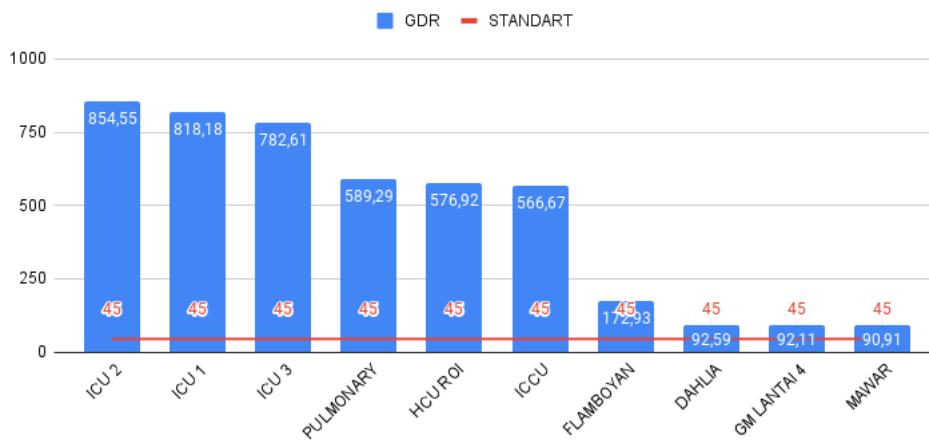
6. NDR (*Net Death Rate*) DESEMBER 2022

Grafik 1.5 NDR (*Net Death Rate*) DESEMBER 2022



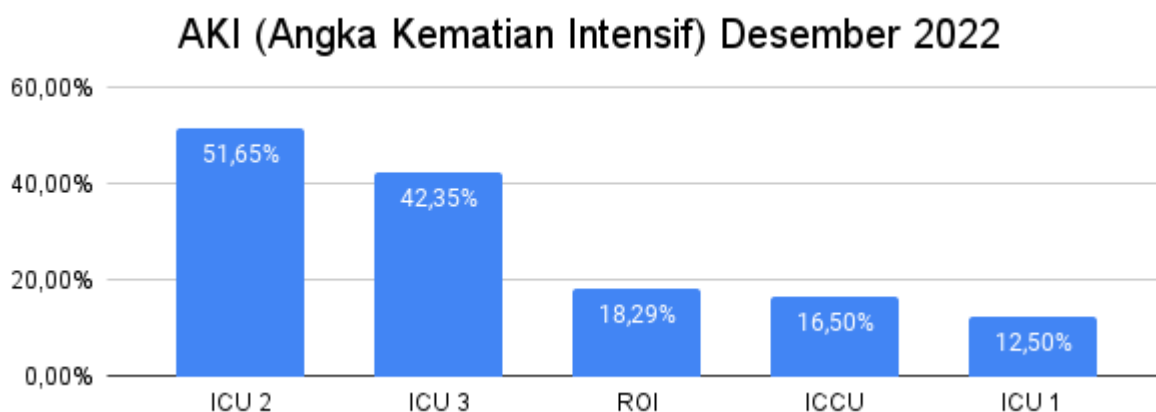
7. GDR (*Gross Death Rate*) DESEMBER 2022

Grafik 1.6 GDR (*Gross Death Rate*) DESEMBER 2022
GDR (*Gross Death Rate*) Desember 2022



8. Angka Kematian Intensif

Grafik 1.7 Angka Kematian Intensif DESEMBER 2022



9. 10 Besar Angka Penyakit Rawat Inap DESEMBER 2022

Tabel 1.3 10 Besar angka Penyakit Rawat Inap DESEMBER 2022

No. Urut	KODE ICD 10	Deskripsi	Pasien Keluar Hidup + Mati	Pasien Keluar Mati
1	J18.9	Pneumonia, unspecified	115	26
2	I63.3	Cerebral infarction due to thrombosis of cerebral arteries	98	19
3	U07.1	COVID-19, virus identified (use this code when COVID-19 has been confirmed by laboratory testing irrespective of severity of clinical signs or symptoms)	85	10
4	P21.1	Mild and moderate birth asphyxia	52	0
5	N18.5	Chronic kidney disease, stage 5	37	7
6	J18.0	Bronchopneumonia, unspecified	34	0
7	E11.5	Non-insulin-dependent diabetes mellitus with peripheral circulatory complications	32	6
8	D66	Hereditary factor VIII deficiency	32	0
9	A09.0	Other and unspecified gastroenteritis and colitis of infectious origin	30	1
10	C50.9	Malignant neoplasm of breast, unspecified	29	2

Grafik 1.8 Grafik 10 Besar Penyakit Rawat Inap DESEMBER 2022

10 Besar Penyakit Rawat Inap Desember 2022

