

INDIKATOR PELAYANAN RAWAT INAP BULAN NOVEMBER 2022

A. Indikator Pelayanan Rawat Inap

REKAPITULASI RAWAT INAP RSUD Dr. ISKAK TULUNGAGUNG PERIODE NOVEMBER

NO	KATEGORI	PS	VVIP	VIP	I	II	III	ISO CVD	ISO INTEN	ISO NON CVD	NK	PICU	NICU	RG	HCU	TOTAL
REKAPITULASI RUMAH SAKIT																
E	Pasien Keluar RI	8	145	68	198	312	1282	115	35	4	222	12	40	6	186	2633
a	Pasien Keluar Hidup	8	143	67	195	308	1245	105	15	2	76	8	31	6	159	2368
1	Alasan Keluar Rumah Sakit	8	143	67	195	308	1245	105	15	2	76	8	31	6	159	2368
a	Dijinkan pulang	8	142	67	193	306	1239	104	15	2	71	8	31	6	159	2351
b	A P S	0	1	0	2	2	6	1	0	0	3	0	0	0	0	15
c	Dirujuk	0	0	0	0	0	0	0	0	0	2	0	0	0	0	2
2	Jenis Kelamin	8	143	67	195	308	1103	249	15	2	76	8	31	6	159	2370
a	Laki-laki	5	73	39	99	139	614	47	10	1	50	6	21	2	82	1188
b	Perempuan	3	70	28	96	169	489	202	5	1	26	2	10	4	77	1182
b	Mati	0	2	1	3	4	37	10	20	2	146	4	9	0	27	265
1	Mati <48	0	1	0	1	1	20	7	16	0	78	0	4	0	11	139
a	Laki-laki	0	0	0	1	0	12	4	14	0	47	0	3	0	5	86
b	Perempuan	0	1	0	0	1	8	3	2	0	31	0	1	0	6	53

2	Mati ≥48	0	1	1	2	3	17	3	4	2	68	4	5	0	16	126
a	Laki-laki	0	0	1	1	3	5	2	3	2	41	1	3	0	6	68
b	Perempuan	0	1	0	1	0	12	1	1	0	27	3	2	0	10	58
a	Umum	4	46	40	27	61	103	0	2	0	34	3	3	0	9	332
b	ASKES	4	95	21	153	230	701	9	15	2	122	6	25	6	138	1527
c	Jamkesmas	0	0	0	4	10	339	0	1	2	43	0	3	0	23	425
d	Jamkesda	0	0	0	0	0	90	1	0	0	15	0	8	0	14	128
e	Assuransi Lain	0	4	7	14	11	49	105	17	0	8	3	1	0	2	221
I	Lama Dirawat (LOS)	23	638	245	715	1085	4369	503	142	30	938	76	309	17	827	9917
N	Jumlah Bed	8	36	11	60	26	170	28	10	8	84	6	8	10	26	491
O	Periode (Hari)	30	30	30	30	30	30	30	30	30	30	30	30	30	30	30
P	HP Max	242	1097	330	1800	780	5125	842	300	240	2164	186	240	300	780	14426
REKAPITULASI EFISIENSI RUMAH SAKIT																
A	Bed Occupation Rate (BOR)	8,68%	55,61%	73,33%	36,83%	133,59%	87,47%	79,81%	73,33%	9,58%	60,81%	87,63%	148,33%	3,33%	92,18%	73,06%
B	Lenght Of Stay (LOS)	2,88	4,40	3,60	3,61	3,48	3,41	4,37	4,06	7,50	4,23	6,33	7,73	2,83	4,45	3,77
C	Turn Over Interval (TOI)	27,63	3,36	1,29	5,74	-0,84	0,50	1,48	2,29	54,25	3,82	1,92	-2,90	48,33	0,33	1,48
D	Bed Turn Over (BTO)	1,00	4,03	6,18	3,30	12,00	7,54	4,11	3,50	0,50	2,64	2,00	5,00	0,60	7,15	5,36
E	Gross Death Rate (GDR)	0,00	13,79	14,71	15,15	12,82	28,86	86,96	571,43	500,00	657,66	333,33	225,00	0,00	145,16	100,65
F	Net Death Rate (NDR)	0,00	6,90	14,71	10,10	9,62	13,26	26,09	114,29	500,00	306,31	333,33	125,00	0,00	86,02	47,85

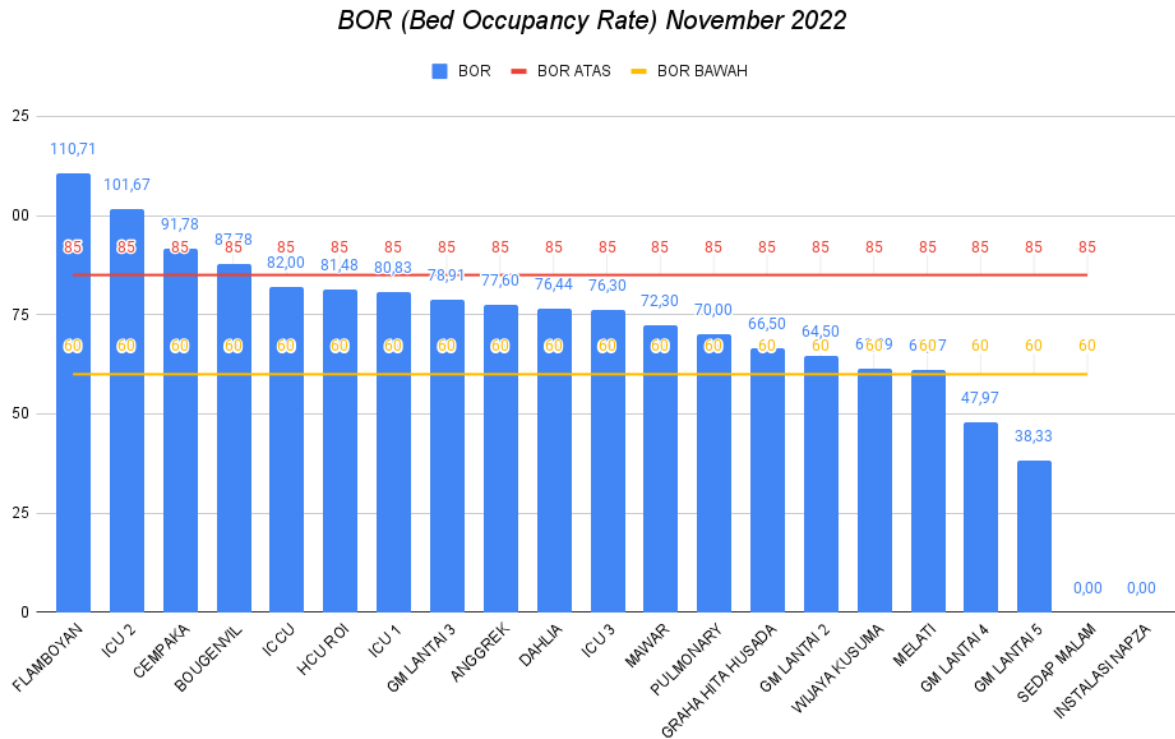
1. Indikator Pelayanan Rawat Inap Berdasarkan Ruangan

Tabel 1.2 Indikator Pelayanan Rumah sakit Berdasarkan Ruangan NOVEMBER 2022

Nama Ruangan	Jumlah Pasien	Jumlah TT	BOR	LOS	TOI	BTO	GDR	NDR
ANGGREK	198	32	77,60	3,65	1,09	6,19	35,35	30,30
BOUGENVIL	231	30	87,78	3,72	0,48	7,70	47,62	21,65
CEMPAKA	202	30	91,78	3,67	0,37	6,73	29,70	9,90
DAHLIA	141	30	76,44	4,49	1,50	4,70	127,66	49,55
FLAMBOYAN	160	28	110,71	5,34	0,56	5,71	193,75	106,25
GM LANTAI 2	228	43	64,50	3,87	2,01	5,30	13,16	13,16
GM LANTAI 3	272	43	78,91	3,92	1,00	6,33	14,41	11,03
GM LANTAI 4	70	23	47,97	4,83	5,30	3,04	128,57	114,29
GM LANTAI 5	210	30	38,33	1,48	2,64	7,00	0	0,00
GRAHA HITA HUSADA	181	39	66,50	4,17	2,17	4,64	11,05	5,52
HCU ROI	35	9	81,48	4,06	1,43	3,89	571,43	114,29
ICCU	31	10	82,00	3,45	1,74	3,10	354,84	129,03
ICU 1	17	8	80,83	6,53	2,71	2,13	647,06	352,94
ICU 2	32	10	101,67	3,75	0,16	3,20	812,50	437,50
ICU 3	57	9	76,30	4,00	1,12	6,33	754,39	280,70
INSTALASI NAPZA	0	12	0,00	0,00	0,00	0,00	0,00	0,00
MAWAR	135	29	72,30	4,70	1,79	4,66	66,67	37,04
MELATI	180	31	60,97	2,65	2,02	5,81	11,11	0,00
PULMONARY	73	12	70,00	3,85	1,48	6,08	643,84	287,67
SEDAP MALAM	0	0	0,00	0,00	0,00	0,00	0,00	0,00
WIJAYA KUSUMA	180	33	61,29	3,58	2,20	5,45	27,78	22,22
	2633	491						

2. BOR (Bed Occupancy Rate) NOVEMBER 2022

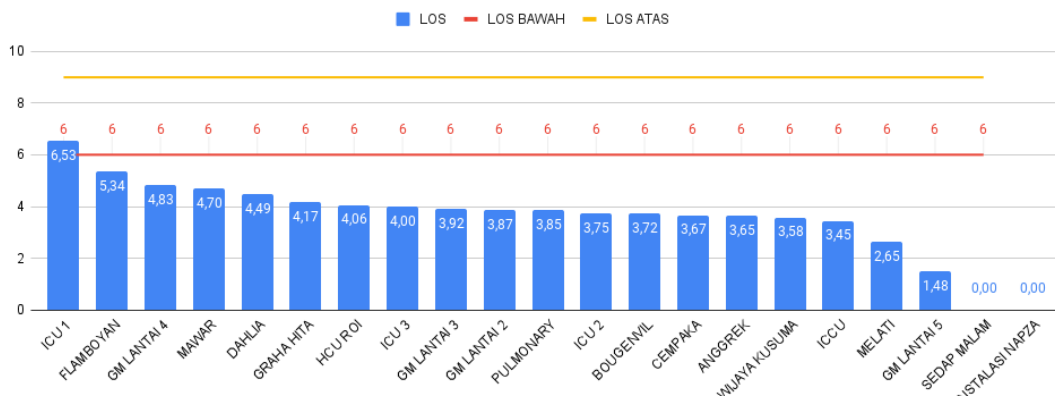
Grafik 1.1 BOR (Bed Occupancy Rate) NOVEMBER 2022



3. AvLOS (Average Length of Stay) NOVEMBER 2022

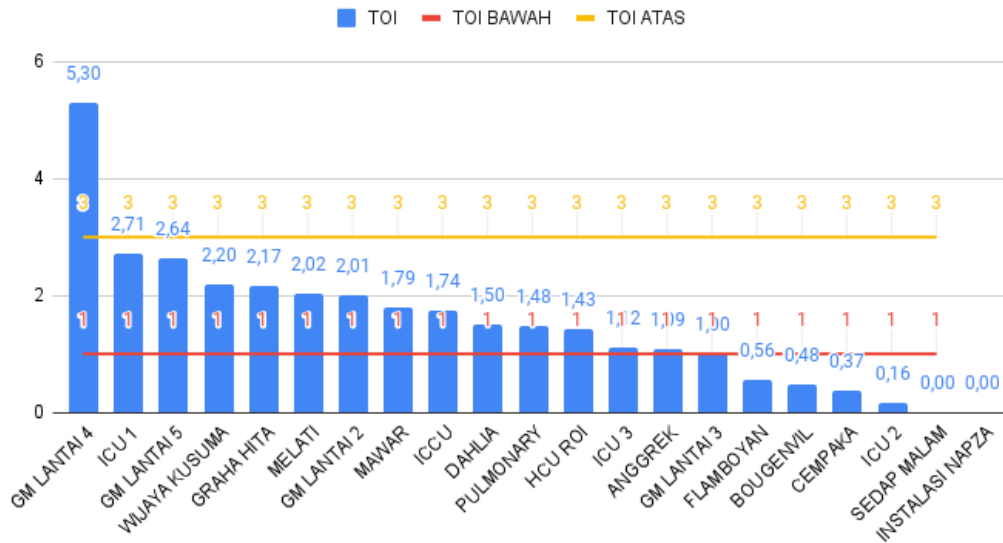
Grafik 1.2 AvLOS (Average Length of Stay) NOVEMBER 2022

LOS (Length of Stay) November 2022



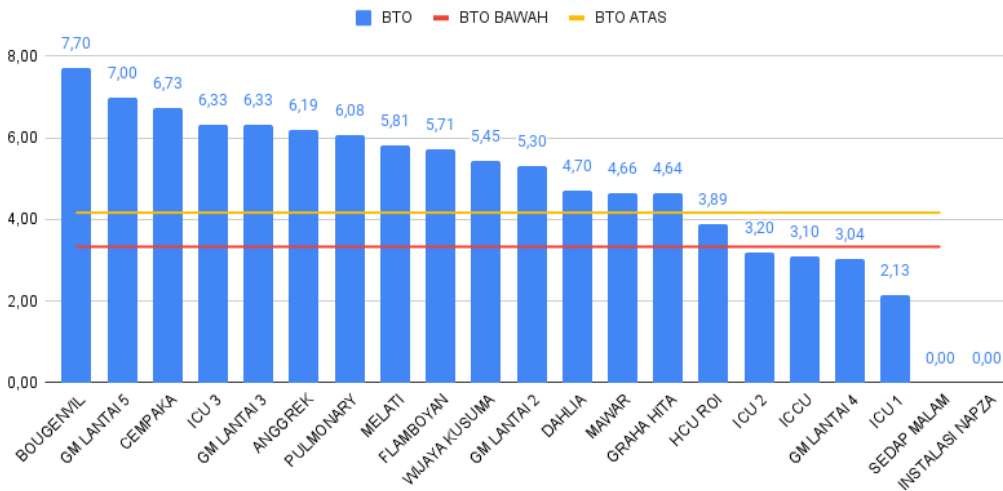
4. TOI (Turn Over Interval) NOVEMBER 2022

Grifik 1.3 TOI (Turn Over Interval) NOVEMBER 2022
TOI (Turn Over Interval) November 2022



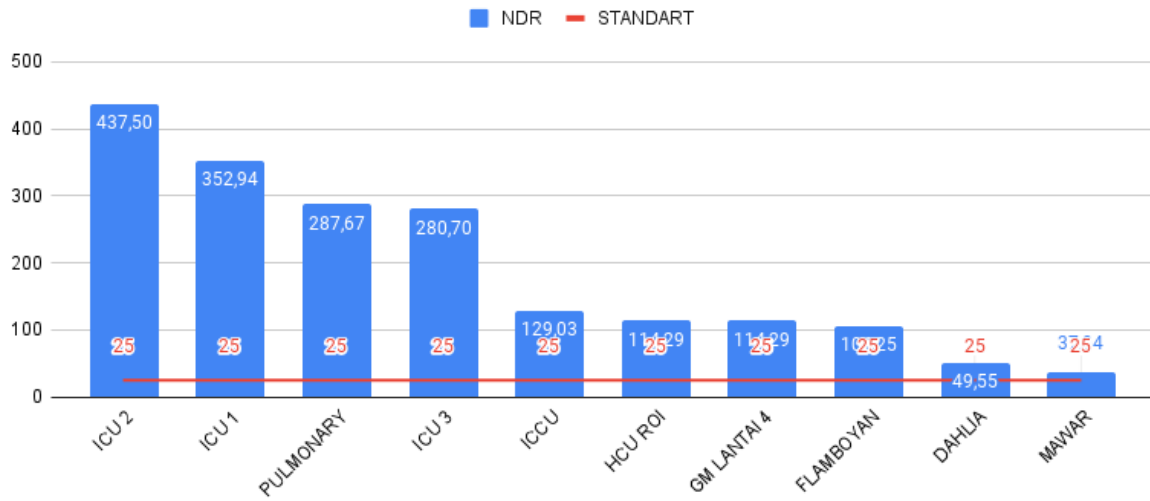
5. BTO (Bed Turn Over) NOVEMBER 2022

Grifik 1.4 BTO (Bed Turn Over) NOVEMBER 2022
BTO (Bed Turn Over) November 2022



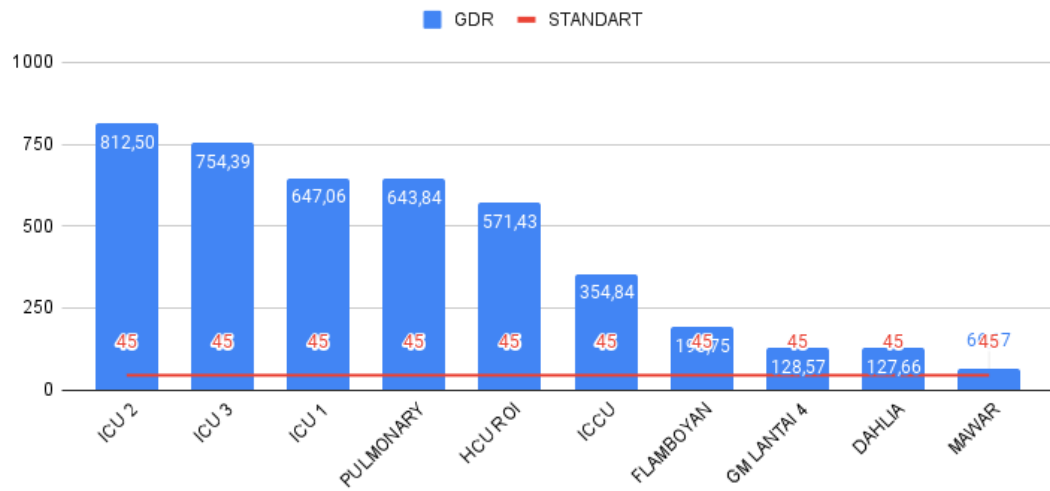
6. NDR (Net Death Rate) NOVEMBER 2022

Grafik 1.5 NDR (Net Death Rate) NOVEMBER 2022
NDR (Net Death Rate) November 2022



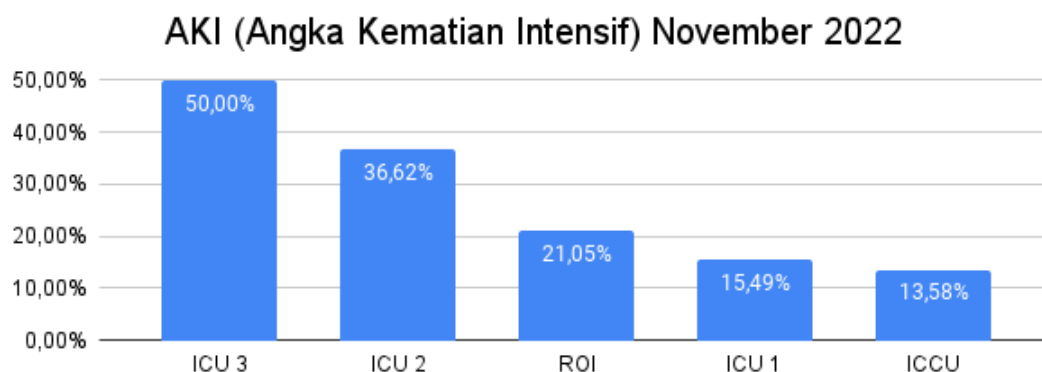
7. GDR (Gross Death Rate) NOVEMBER 2022

Grafik 1.6 GDR (Gross Death Rate) NOVEMBER 2022
GDR (Gross Death Rate) November 2022



8. Angka Kematian Intensif

Grafik 1.7 Angka Kematian Intensif NOVEMBER 2022



9. 10 Besar Angka Penyakit Rawat Inap NOVEMBER 2022

Tabel 1.3 10 Besar angka Penyakit Rawat Inap NOVEMBER 2022

No. Urut	KODE ICD 10	Deskripsi	Pasien Keluar Hidup + Mati	Pasien Keluar Mati
1	J18.9	Pneumonia, unspecified	125	26
2	U07.1	COVID-19, virus identified (use this code when COVID-19 has been confirmed by laboratory testing irrespective of severity of clinical signs or symptoms)	110	10
3	I63.3	Cerebral infarction due to thrombosis of cerebral arteries	92	14
4	P21.1	Mild and moderate birth asphyxia	83	0
5	N18.5	Chronic kidney disease, stage 5	38	12
6	A01.0	Typhoid fever	38	0
7	J18.0	Bronchopneumonia, unspecified	37	0
8	E11.5	Non-insulin-dependent diabetes mellitus with peripheral circulatory complications	37	2
9	I50.0	Congestive heart failure	36	4
10	I25.1	Atherosclerotic heart disease	35	0

Grafik 1.8 Grafik 10 Besar Penyakit Rawat Inap NOVEMBER 2022

10 Besar Penyakit Rawat Inap November 2022

