

## INDIKATOR PELAYANAN RAWAT INAP BULAN MARET 2022

### A. Indikator Pelayanan Rawat Inap

#### 1. Rekapitulasi Rumah Sakit Bulan Maret 2022

Tabel 1.1 Rekapitulasi Indikator RS Berdasarkan Kelas Perawatan Maret 2022

NO	KATEGORI	PS	VVIP	VIP	I	II	III	ISO CVD	ISO INTEN	ISO NON CVD	NK	PICU	NICU	RG	HCU	TOTAL
<b>E</b>	<b>Pasien Keluar RI</b>	3	139	43	93	161	519	401	183	4	132	39	20	14	95	1846
a	Pasien Keluar Hidup	3	137	43	93	159	508	382	47	3	55	37	8	14	90	1579
1	Alasan Keluar Rumah Sakit	3	137	43	93	159	508	382	47	3	55	37	8	14	90	1579
a	Dijinkan pulang	3	137	43	92	157	503	376	47	3	51	36	7	14	89	1558
b	A P S	0	0	0	1	2	4	6	0	0	2	0	1	0	1	17
c	Dirujuk	0	0	0	0	0	1	0	0	0	2	1	0	0	0	4
d	Melarikan diri	0	0	0	0	0	0	0	0	0	0	0	0	0	0	0
e	Lain-lain	0	0	0	0	0	0	0	0	0	0	0	0	0	0	0
<b>2</b>	<b>Jenis Kelamin</b>	3	137	43	93	159	508	382	47	3	55	37	8	14	90	1579
a	Laki-laki	2	46	26	45	79	278	181	23	2	33	20	3	10	56	804
b	Perempuan	1	91	17	48	80	230	201	24	1	22	17	5	4	34	775
<b>b</b>	<b>Mati</b>	0	2	0	0	2	11	19	136	1	77	2	12	0	5	267
1	Mati <48	0	1	0	0	2	4	11	60	0	44	0	6	0	1	129
a	Laki-laki	0	1	0	0	0	2	8	37	0	23	0	3	0	0	74
b	Perempuan	0	0	0	0	2	2	3	23	0	21	0	3	0	1	55
2	Mati ≥48	0	1	0	0	0	7	8	76	1	33	2	6	0	4	138

a	Laki-laki	0	1	0	0	0	4	4	42	1	15	1	4	0	3	75
b	Perempuan	0	0	0	0	0	3	4	34	0	18	1	2	0	1	63
a	Umum	2	24	28	8	27	47	11	5	0	13	2	4	3	11	185
b	ASKES	1	94	11	78	111	236	11	14	3	82	12	10	7	54	724
c	Jamkesmas	0	21	0	2	15	151	1	3	1	25	8	1	0	16	244
d	Jamkesda	0	0	0	0	4	46	2	0	0	7	2	5	4	14	84
e	Jampersal	0	0	0	0	0	0	0	0	0	0	0	0	0	0	0
f	Jamsostek	0	0	0	0	0	0	0	0	0	0	0	0	0	0	0
g	SPM	0	0	0	0	0	6	0	0	0	0	0	0	0	0	6
h	Assuransi Lain	0	0	4	5	4	33	376	161	0	5	15	0	0	0	603
<b>N</b>	<b>Jumlah Bed</b>	<b>9</b>	<b>35</b>	<b>45</b>	<b>104</b>	<b>37</b>	<b>93</b>	<b>108</b>	<b>35</b>	<b>7</b>	<b>41</b>	<b>6</b>	<b>8</b>	<b>10</b>	<b>16</b>	<b>554</b>
<b>O</b>	<b>Periode (Hari)</b>	<b>31</b>	<b>31</b>	<b>31</b>	<b>31</b>	<b>31</b>	<b>31</b>	<b>31</b>	<b>31</b>	<b>31</b>	<b>31</b>	<b>31</b>	<b>31</b>	<b>31</b>	<b>31</b>	<b>31</b>
<b>REKAPITULASI EFISIENSI RUMAH SAKIT</b>																
<b>A</b>	<b>Bed Occupation Rate (BOR)</b>	<b>3,23%</b>	<b>32,26%</b>	<b>9,96%</b>	<b>11,07%</b>	<b>51,53%</b>	<b>64,10%</b>	<b>55,29%</b>	<b>85,25%</b>	<b>12,90%</b>	<b>71,52%</b>	<b>97,31%</b>	<b>87,10%</b>	<b>6,45%</b>	<b>61,49%</b>	<b>45,00%</b>
<b>B</b>	<b>Lenght Of Stay (LOS)</b>	<b>2,33</b>	<b>2,46</b>	<b>3,77</b>	<b>4,31</b>	<b>4,07</b>	<b>3,56</b>	<b>5,34</b>	<b>5,04</b>	<b>6,25</b>	<b>4,13</b>	<b>3,51</b>	<b>6,80</b>	<b>1,36</b>	<b>5,14</b>	<b>4,24</b>
<b>C</b>	<b>Turn Over Interval (TOI)</b>	<b>90,00</b>	<b>5,29</b>	<b>29,21</b>	<b>30,83</b>	<b>3,45</b>	<b>1,99</b>	<b>3,73</b>	<b>0,87</b>	<b>47,25</b>	<b>2,74</b>	<b>0,13</b>	<b>1,60</b>	<b>20,71</b>	<b>2,01</b>	<b>5,12</b>
<b>D</b>	<b>Bed Turn Over (BTO)</b>	<b>0,33</b>	<b>3,97</b>	<b>0,96</b>	<b>0,89</b>	<b>4,35</b>	<b>5,58</b>	<b>3,71</b>	<b>5,23</b>	<b>0,57</b>	<b>3,22</b>	<b>6,50</b>	<b>2,50</b>	<b>1,40</b>	<b>5,94</b>	<b>3,33</b>
<b>E</b>	<b>Gross Death Rate (GDR)</b>	<b>0,00</b>	<b>14,39</b>	<b>0,00</b>	<b>0,00</b>	<b>12,42</b>	<b>21,19</b>	<b>47,38</b>	<b>743,17</b>	<b>250,00</b>	<b>583,33</b>	<b>51,28</b>	<b>600,00</b>	<b>0,00</b>	<b>52,63</b>	<b>144,64</b>
<b>F</b>	<b>Net Death Rate (NDR)</b>	<b>0,00</b>	<b>7,19</b>	<b>0,00</b>	<b>0,00</b>	<b>0,00</b>	<b>13,49</b>	<b>19,95</b>	<b>415,30</b>	<b>250,00</b>	<b>250,00</b>	<b>51,28</b>	<b>300,00</b>	<b>0,00</b>	<b>42,11</b>	<b>74,76</b>

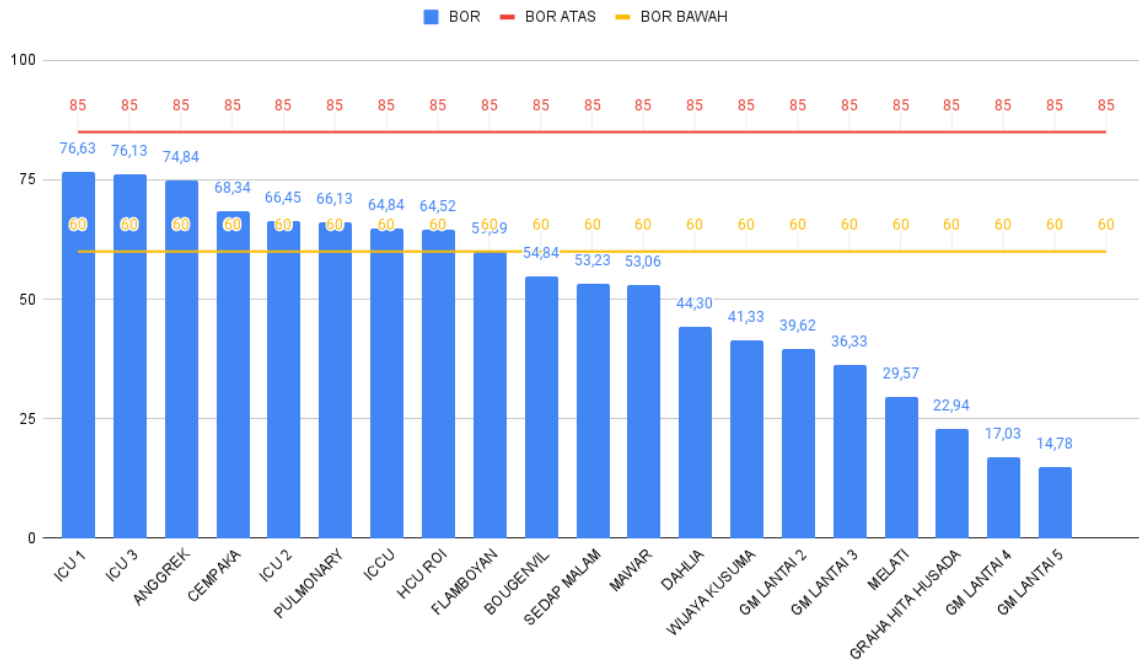
## 2. Indikator Pelayanan Rawat Inap Berdasarkan Ruangan

Tabel 1.2 Indikator Pelayanan Rumah sakit Berdasarkan Ruangan Maret 2022

Nama Ruangan	Jumlah Pasien	Jumlah TT	BOR	LOS	TOI	BTO	GDR	NDR
<b>ANGGREK</b>	179	30	74,84	3,91	1,31	5,97	27,93	27,93
<b>BOUGENVIL</b>	159	29	54,84	3,85	2,55	5,48	37,73	31,45
<b>CEMPAKA</b>	142	38	68,34	6,41	2,63	3,74	211,27	133,89
<b>DAHLIA</b>	86	30	44,30	5,65	6,02	2,87	23,26	23,26
<b>FLAMBOYAN</b>	122	30	59,89	5,03	3,06	4,07	270,49	147,54
<b>GM LANTAI 2</b>	148	46	39,62	3,53	5,82	3,20	6,76	0,00
<b>GM LANTAI 3</b>	130	46	36,33	4,98	6,98	2,83	7,69	0,00
<b>GM LANTAI 4</b>	32	25	17,03	4,56	20,09	1,28	156,25	,62,5
<b>GM LANTAI 5</b>	89	31	14,78	1,44	9,20	2,87	0,00	0,00
<b>GRAHA HITA HUSADA</b>	116	71	22,94	5,32	14,62	1,63	8,62	0,00
<b>HCU ROI</b>	26	9	64,52	3,69	3,81	2,89	730,77	153,85
<b>ICCU</b>	25	10	64,84	4,32	4,36	2,50	360,00	120,00
<b>ICU 1</b>	19	8	76,63	3,89	2,79	2,38	473,68	210,53
<b>ICU 2</b>	29	10	66,45	4,14	3,59	2,90	620,69	275,86
<b>ICU 3</b>	44	10	76,13	3,66	1,68	4,40	840,91	386,36
<b>MAWAR</b>	105	29	53,06	4,92	4,02	3,62	133,30	66,67
<b>MELATI</b>	105	30	29,57	2,61	6,24	3,50	19,05	9,52
<b>PULMONARY</b>	77	16	66,13	4,50	2,18	4,81	896,10	519,48
<b>SEDAP MALAM</b>	90	24	53,23	3,70	3,87	3,75	44,44	11,11
<b>WIJAYA KUSUMA</b>	123	32	41,33	3,34	4,73	3,84	16,26	16,26
	1846	554						

### 3. BOR (*Bed Occupancy Rate*) Maret 2022

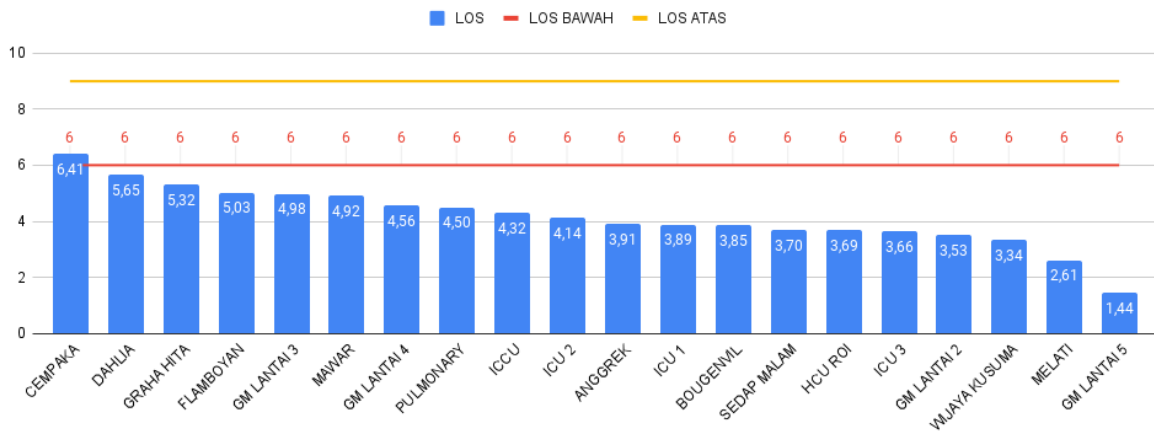
Grafik 1.1 BOR (*Bed Occupancy Rate*) Maret 2022  
BOR (*Bed Occupancy Rate*) Maret 2022



### 4. AvLOS (*Average Length of Stay*) Maret 2022

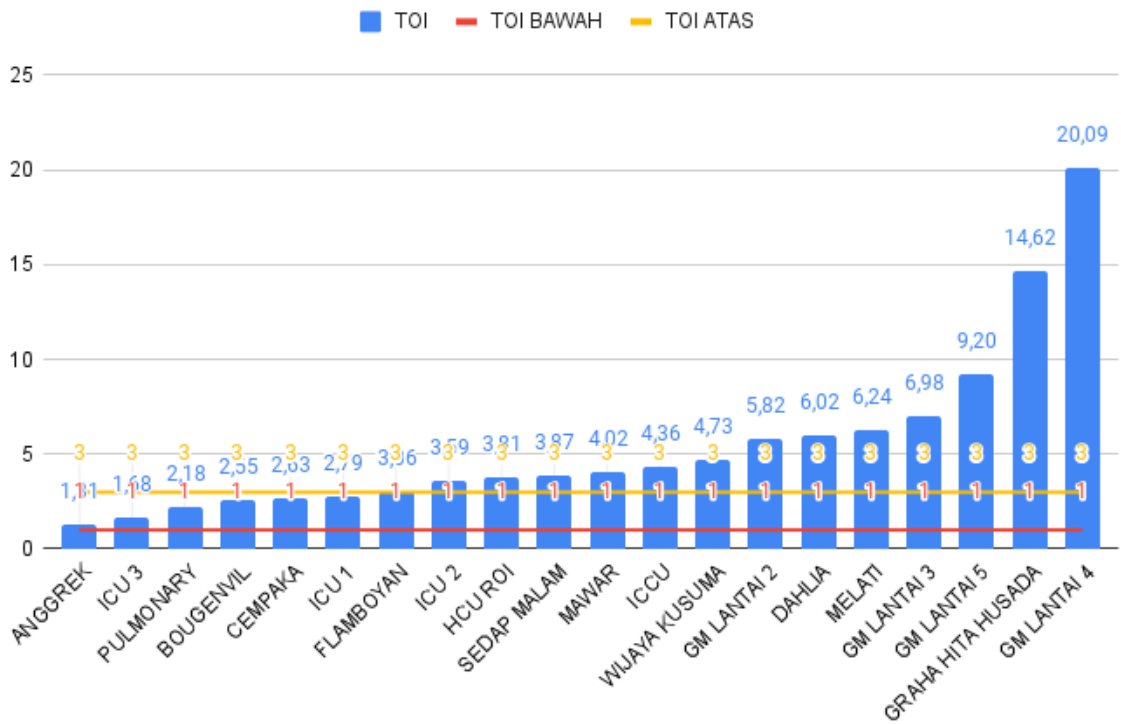
Grafik 1.2 AvLOS (*Average Length of Stay*) Maret 2022

LOS (*Length of Stay*) Maret 2022



5. TOI (*Turn Over Interval*) Maret 2022

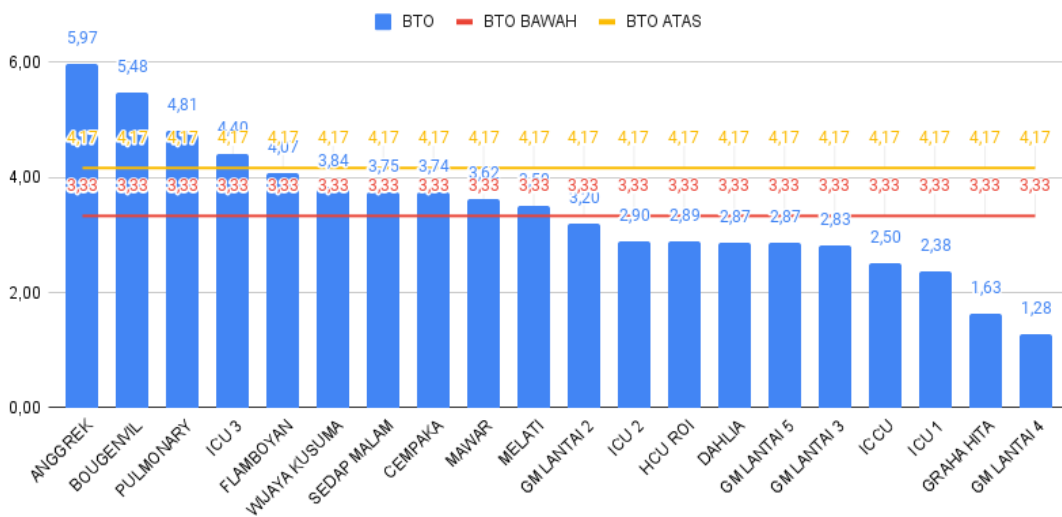
Grafik 1.3 TOI (*Turn Over Interval*) Maret 2022  
**TOI (*Turn Over Interval*) Maret 2022**



6. BTO (*Bed Turn Over*) Maret 2022

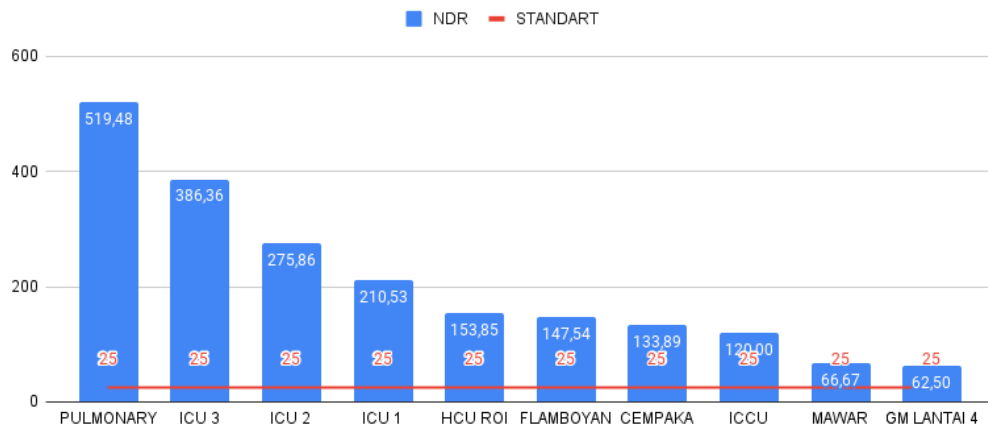
Grafik 1.4 BTO (*Bed Turn Over*) Maret 2022

**BTO (*Bed Turn Over*) Maret 2022**



7. NDR (*Net Death Rate*) Maret 2022

Grafik 1.5 NDR (*Net Death Rate*) Maret 2022  
**NDR (*Net Death Rate*) Maret 2022**

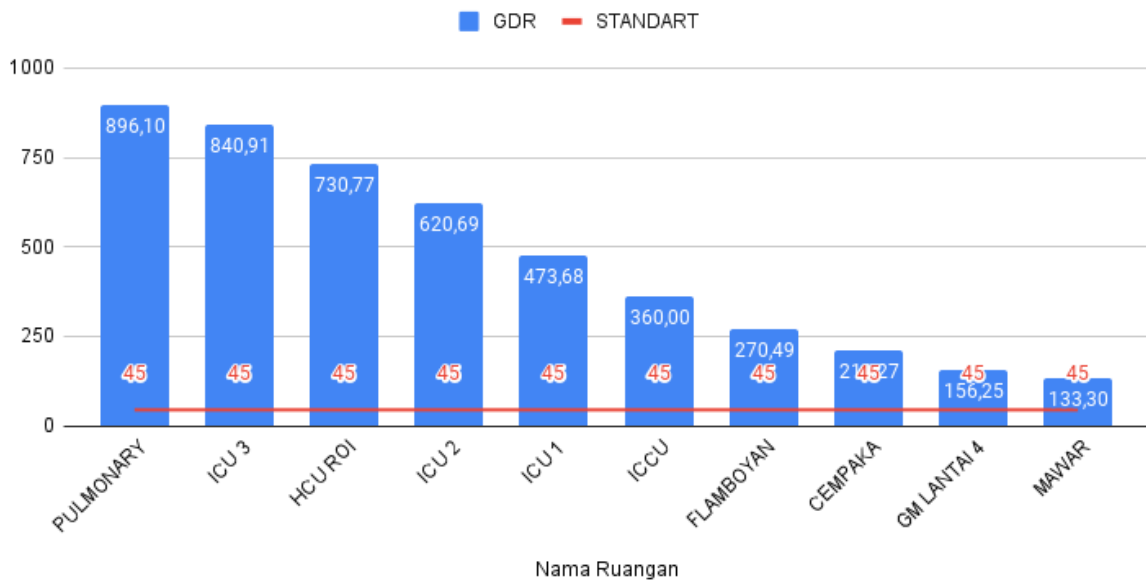


Grafik 1.5 NDR (*Net Death Rate*) Maret 2022

8. GDR (*Gross Death Rate*) Maret 2022

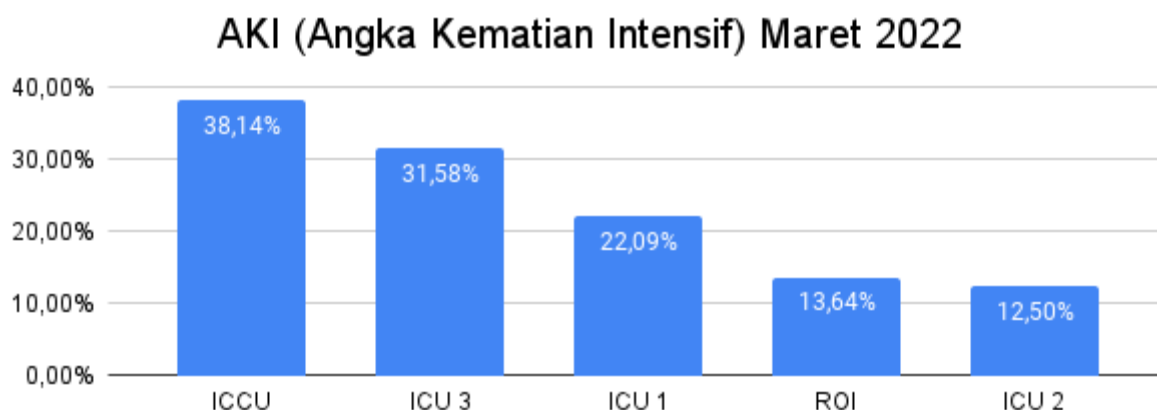
Grafik 1.6 GDR (*Gross Death Rate*) Maret 2022

**GDR (*Gross Death Rate*) Maret 2022**



## 9. Angka Kematian Intensif

Grafik 1.7 Angka Kematian Intensif Maret 2022



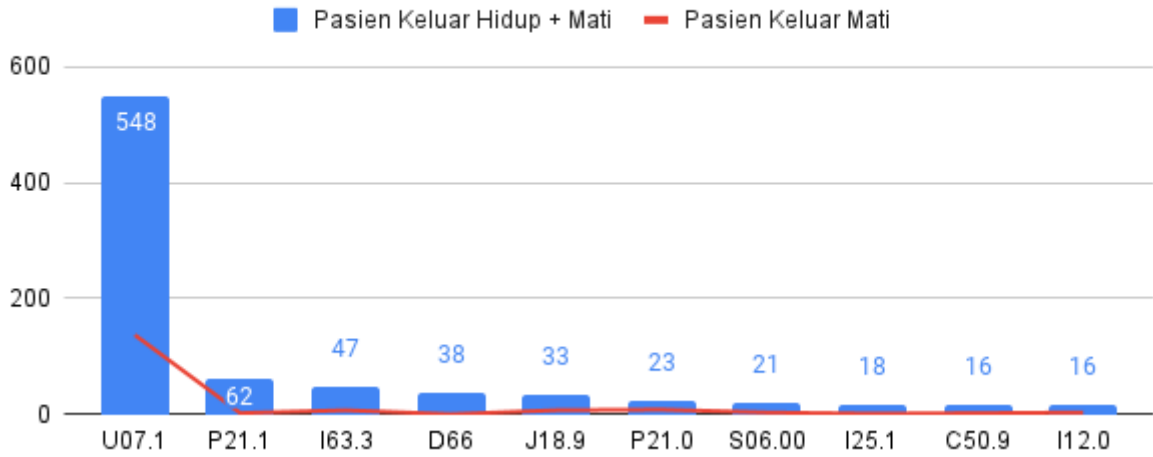
## 10. 10 Besar Angka Penyakit Rawat Inap Maret 2022

Tabel 1.3 10 Besar angka Penyakit Rawat Inap Maret 2022

No. Urut	KODE ICD 10	Deskripsi	Pasien Keluar Hidup + Mati	Pasien Keluar Mati
1	U07.1	COVID-19, virus identified	548	137
2	P21.1	Mild and moderate birth asphyxia	62	2
3	I63.3	Cerebral infarction due to thrombosis of cerebral arteries	47	7
4	D66	Hereditary factor VIII deficiency	38	0
5	J18.9	Pneumonia, unspecified	33	7
6	P21.0	Severe birth asphyxia	23	8
7	S06.00	Concussion, without open intracranial wound	21	3
8	I25.1	Atherosclerotic heart disease	18	1
9	C50.9	Malignant neoplasm of breast, unspecified	16	2
10	I12.0	Hypertensive renal disease with renal failure	16	3

Grafik 1.8 Grafik 10 Besar Penyakit Rawat Inap Maret 2022

### 10 Besar Penyakit Rawat Inap Maret 2022



**Keterangan**

Berdasarkan grafik diatas diagnosa terbanyak pada penyakit COVID-19, virus identified dengan kode U07.1 yaitu total 548 kasus dengan 137 pasien meninggal.